



MODERNIZE THE GRID BY HARNESSING THE POWER OF DATA

- CORPORATE PRESENTATION
(TSX: GRID; OTCQX: TGMPPF)

Legal Notice and Disclaimer

IMPORTANT: YOU MUST READ THE FOLLOWING BEFORE CONTINUING. The information contained in this presentation has been prepared by Tantalus Systems Holding Inc. ("Tantalus" or the "Company") for information purposes only. References to Tantalus or the Company for periods prior to January 29, 2021 refer to the Company's predecessor entities. This presentation does not constitute or form part of any advertisement of securities, any offer or invitation to sell or issue or any solicitation of any offer to purchase or subscribe for, any securities of the Company in any jurisdiction, nor shall the presentation or any part of it, nor the fact of its communication or distribution form the basis of, or be relied on in connection with, any contract or investment decision. No representation or warranty, express or implied, is given by the Company, its affiliates or any of their respective advisers, officers, employees or agents, as to the accuracy, completeness or fairness of the information or for any loss howsoever arising, directly or indirectly, from any use of the presentation or its contents. The merit and suitability of any investment in the securities of the Company should be independently evaluated and any entity or person considering such an investment is advised to obtain independent legal, tax, accounting, financial, credit and or any other related advice prior to making an investment.

FORWARD LOOKING INFORMATION. Certain statements in this presentation (including, without limitation, the strategic growth initiatives and the investment thesis information cited within this presentation) may constitute "forward-looking information" within the meaning of applicable securities laws that involve known and unknown risks, uncertainties and other factors that may cause actual results, performance or achievements or industry results to be materially different from any future results, performance or achievements or industry results expressed or implied by such forward-looking information. Forward-looking information is identified by the use of terms and phrases such as "anticipate", "believe", "could", "estimate", "expect", "intend", "may", "plan", "predict", "project", "will", "would", and similar terms and phrases, including references to assumptions. Such information may involve, but is not limited to, comments with respect to strategies, expectations, planned operations or future actions. Forward-looking information in this presentation includes, without limitation, statements with respect to: anticipated financial results, new product introductions, the expansion of partnerships, estimates regarding the growth of utility customers, the conversion of backlog and the continuing impact of secular drivers on Tantalus' industry. The forecasts and projections that make up the forward-looking information in this presentation are based on management's expectations and assumptions regarding historical trends, current conditions and expected future developments. The forward-looking information in this presentation is subject to risks, uncertainties and other factors that could cause actual results to differ materially from historical results or results anticipated by the forward-looking information. The factors which could cause results to differ from current expectations include, but are not limited to: economic, trade and political uncertainty; risks involved in developing products and integrating them with third-party products and services; market acceptance of the Company's products and services; technological change; lengthy sales cycle; management of growth and expansion; dependence upon key personnel and hiring; competition; the Company not adequately protecting its intellectual property; risks related to product defects and product liability; and, currency exchange rate risk. Although Company has attempted to identify factors that would cause actual actions, events or results to differ materially from those disclosed in the forward-looking information, there may be other factors that cause actions, events or results not to be as anticipated, estimated or intended, including those risks and uncertainties discussed in the Company's materials filed with the Canadian securities regulatory authorities from time to time, available under the Company's profile on SEDAR+ at www.sedarplus.ca, including those risk factors set forth in the Company's most recent Annual Information Form. Also, many of the factors are beyond the control of the Company. Accordingly, readers should not place undue reliance on forward-looking information. The forward-looking information is made as of the date of this presentation, and the Company assumes no obligation to publicly update or revise such forward-looking information to reflect new information, subsequent or otherwise, except as may be required by applicable securities law. The forward-looking information contained in this presentation is expressly qualified in its entirety by this cautionary statement.

IFRS and U.S. GAAP. The Company prepares its financial statements in accordance with International Financial Reporting Standards as issued by the International Accounting Standards Board ("IFRS"). Financial information of the Company in respect of periods prior to 2017 are prepared in accordance with U.S. generally accepted accounting principles ("U.S. GAAP), which differs in certain material respects from IFRS.

NON-IFRS MEASURES. This presentation makes reference to certain non-IFRS financial measures. These non-IFRS financial measures are not recognized measures under IFRS, do not have a standardized meaning prescribed by IFRS, and are therefore unlikely to be comparable to similar measures presented by other publicly traded companies, and should not be construed as an alternative to other financial measures determined in accordance with IFRS. Rather, these financial measures are provided as additional information to complement IFRS financial measures by providing further understanding of operations of the Company from management's perspective. Accordingly, IFRS financial measures should never be considered in isolation nor as a substitute to using net income as a measure of profitability or as an alternative to the IFRS statements. Management presents non-IFRS financial measures, specifically Adjusted EBITDA and Adjusted EBITDA Margin, as it believes these supplementary disclosures provide useful additional information related to the operating results and financial condition of the Company and uses these measures of financial performance and financial condition as a supplement to the consolidated statements of income and statements of financial position of the Company. The definitions of the non-IFRS measures contained in this presentation are as follows: (i) "Adjusted EBITDA" means income (loss) less interest, income tax, depreciation, amortization, stock-based compensation, restructuring expenses, foreign exchange gain (loss) and other income (expenses) not attributable to the operations of the Company; and (ii) "Adjusted EBITDA Margin" means Adjusted EBITDA as a percentage of revenue. Please refer to the Company's Management's Discussion and Analysis for the years ended December 31, 2024 for reconciliations of such non-IFRS measures to their related IFRS measures.

THIRD PARTY INFORMATION. Certain information contained in this presentation includes market and industry data that has been obtained from or is based upon estimates derived from third party sources, including industry publications, reports and websites. Third party sources generally state that the information contained therein has been obtained from sources believed to be reliable, but there is no assurance or guarantee as to the accuracy or completeness of included data. Although the data is believed to be reliable, neither the Company nor its agents have independently verified the accuracy, currency or completeness of any of the information from third party sources referred to in this presentation or ascertained from the underlying economic assumptions relied upon by such sources. The Company and its agents hereby disclaim any responsibility or liability whatsoever in respect of any third-party sources of market and industry data or information.

CURRENCY. References in this presentation to "US\$" or "\$" and "C\$" are to United States dollars and Canadian dollars, respectively. The Company presents its financial statements in US\$.



Pure-Play Focused on Grid Modernization

Helping utilities harness the power of data to modernize their distribution grid



PURPOSE



SCALABILITY



RELATIONSHIPS

~320

Utilities within a growing user community

135+

Dedicated employees across Canada & US

20+

Channel partners to support sales growth

3.5M

Connected devices deployed

US\$44M+

Revenue as of 12/31/24

~35%

Revenue from software & services

US\$12M+

Annual recurring revenue

\$1.3M+

Adj EBITDA as of 12/31/24

Drivers Creating Urgency For Utilities

Any one of these mega-trends poses immediate and massive problems that must be dealt with now



Extreme Weather

- 133% Increase in weather + climate disasters from 2010-20
- 28 disasters in 2023
- >\$1B cost of each disaster



Electrification of Everything

- Demand for electricity in US could double by 2050
- By 2030, 1 in 3 cars sold in the US will be an EV



Decarbonization of Everything

- In 2021, 21% of the total U.S. energy mix from renewables and 23% from coal
- By 2050 renewables will grow to 44% and coal will be 10%



Aging Infrastructure

- 60% of North American electric grid is past its life expectancy
- Average age of large transformers in the U.S. exceeds 40 years, increasing risk of failure

Emerging Problems Confronting Utilities

Utilities facing issues resulting from the mega-trends

Addressing Supply/ Demand Imbalance



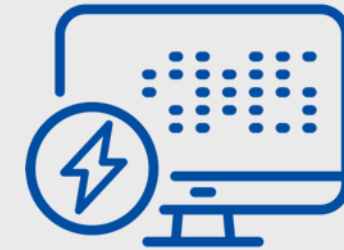
Increased EV adoption, the greater electrification of society and the decarbonization of energy production increases the risk of energy shortfalls in the near- and long-term.

Reducing Risk of Power Outages



Power outages cost the U.S. economy \$150B annually—and households have endured a 15% increase in outages over the last decade.

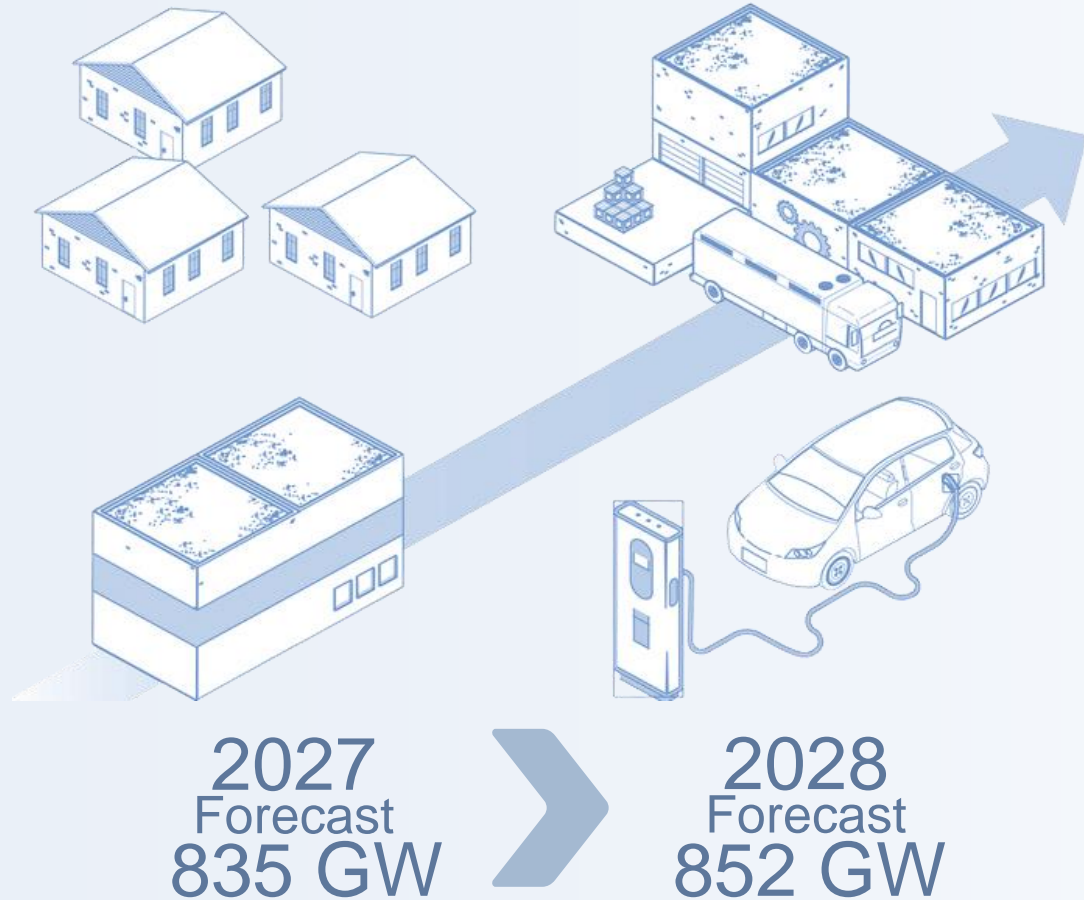
Managing Grid Data



Utilities struggling to harness the power of data from an increasing number of systems and devices to improve visibility and awareness.

Additional Growth of Electric Demand

Distribution grid under further stress as utilities are expected to deliver more power



Power Consumption

Nationwide power consumption is projected to rise by at least 38 gigawatts between now and 2028.



Electrification

EV adoption and home and industrial electrification will boost U.S. energy consumption by 1% annually through 2026.



Data Centers

AI, cryptocurrency, and cloud computing will drive a 65% increase in U.S. data center load by 2050.



Residential Power

Population and steady economic growth will drive a 14% to 22% residential power consumption increase through 2050.



Industrial Power

New and expanding manufacturing, driven by federal incentives, expected to raise industrial demand by 13,000 GWh per year.

The Grid Modernization Mandate is Massive



60%

of the North American electrical grid is past its life expectancy



\$2T

will be spent by utilities between now and 2030 to address the challenge



\$500B

already allocated through stimulus programs that cover Tantalus solutions

A Technology Platform that Delivers Grid Modernization



The Tantalus Grid Modernization Platform™



Analytics

TRUGrid™ Automation family of analytics solutions (including TRUGrid™ Transformer and TRUGrid™ Reliability)



Applications

Applications that target specific outcomes, including restoration, voltage reduction, wildfire mitigation, and more




Grid Data Management System

TRUSync™, which automates grid data integration across *any* device, system or vendor



Communications Network

TRUConnect™ Network provides flexibility



Connected Devices

TRUConnect™ family of endpoint devices (includes TRUSense Gateway™ and TRUEdge™ devices)


A Unified Set of Solutions to Accelerate Modernization

Substation-to-Meter (Traditional Areas of Focus for Utilities)

Grid Edge

Behind-the-Meter (Extending the "Grid Edge")

Substation



Distribution Feeder



Meter



Smart Home Appliances



In-Home Distributed Energy Resources & EV Chargers



 TRUGrid™ Automation Suite

 TRUConnect™ Solutions

 TRUSense Gateway™

 TRUFlex™ Load & DER Management System

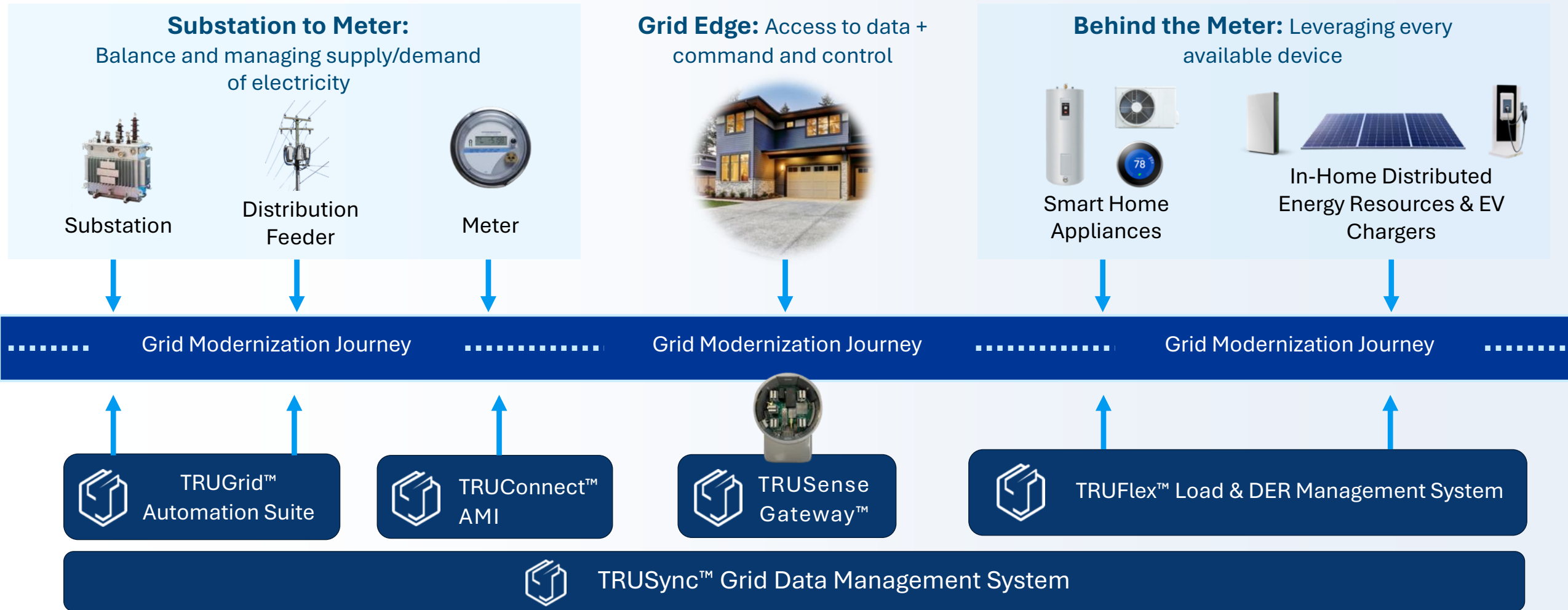


TRUSync™ Grid Data Management System

Automates the integration of grid data across any device, any system or any vendor

Customer's Journey to Grid Modernization

One platform. Multiple entry points.



Tantalus Grid Modernization Provides the Solutions

The Tantalus Grid Modernization Platform™ addresses multiple issues facing utilities

Addressing Supply/ Demand Imbalance



TRUFlex™ Load & DER
Management System



TRUConnect™
AMI

Reducing Risk of Power Outages

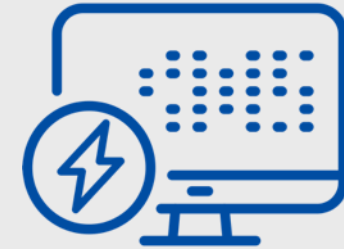


TRUGrid™
Automation Suite



TRUSense
Gateway™

Managing Grid Data



TRUSync™ Grid Data
Management System

Future Vision: Deliver Interoperable Data

Tantalus has an early lead in this massive long-term market opportunity

You can't fully modernize the grid without **truly interoperable data**.

The demand for grid data management is in its early stages. Some utilities—primarily IOUs—have already started on this journey. The demand across utilities of all sizes will grow as time goes on.

TRUSync™ Grid Data Management represents a massive differentiator TODAY—and a massive future market opportunity that can build upon the capabilities of the TRUSense Gateway™.



Summary of the TRUSense Gateway™



Building Momentum Through the TRUSense Gateway™


At the intersection of the electrification of everything & grid modernization

First-Mover Advantage

- Combines four high-value use cases
- Market-leading sensing capabilities
- Leverages existing infrastructure
- Designed by utilities for utilities

Use Cases

- Advanced Metering Infrastructure 2.0
- Advanced power quality measurement
- Integration of EVs/DERs located behind-the-meter
- Supports broadband initiatives




Major Milestones/Timelines

- Fiber – UL Certification received
- Ethernet – UL Certification received
- Cellular – FCC+PTCRB Certification received

Commercialization

- Received orders from 28 utilities to activate field trials and deployments
- Working to convert approximately \$500M of identified opportunities (including Advisory Committee deployments)
- Contract manufacturer has capacity to build up to 155k units per year

TRUSense Gateway™: Extending the Edge of the Grid



Summary

TRUSense Gateway™ is referred to as a meter socket device

Retrofits into any existing residential electric meter socket (ANSI-based)

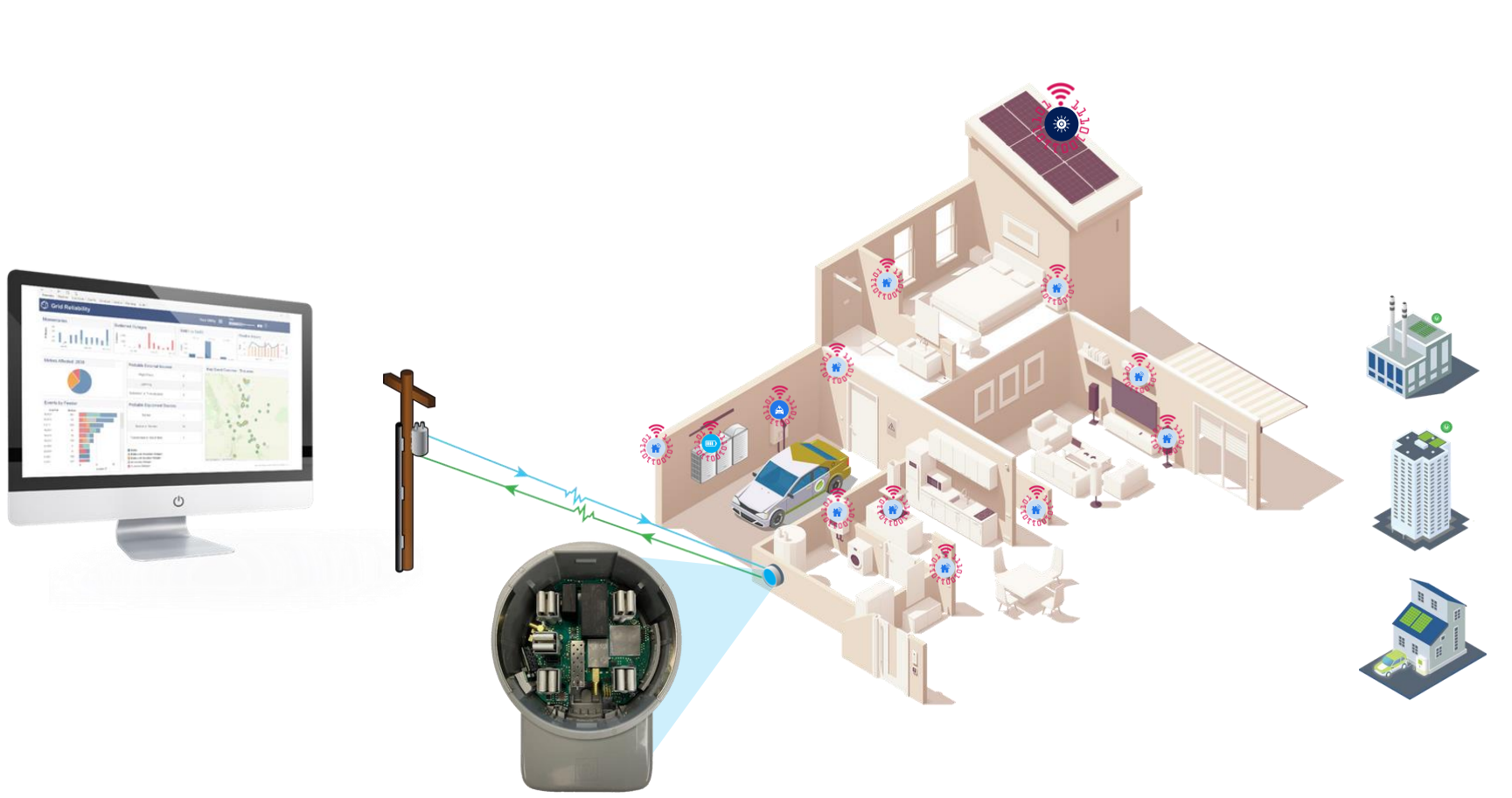
Supports any existing ANSI meter

Versatile to help utilities accelerate grid modernization with existing infrastructure

Conforming to UL-2745 safety standards

Extending the Edge of the Grid

Protecting transformers and delivering unparalleled demand-side flexibility



 Rooftop Solar

 EV Charging

 Storage

 Smart Appliances & Devices

TRUSense Gateway™ Provides a Compelling Growth Catalyst



\$150M

potential revenue opportunity from our Advisory Committee

\$350M

approximate revenue opportunity in our qualified pipeline

\$10B

total addressable market

10-15%

growth rate of existing Tantalus business



FINANCIAL SUMMARY

Through December 31, 2024

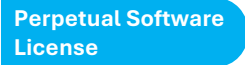


How Tantalus Generates Revenue


Deploying connected devices leads to recurring revenue over 12 – 15 years




Software & Analytics



Professional Services



Connected Devices



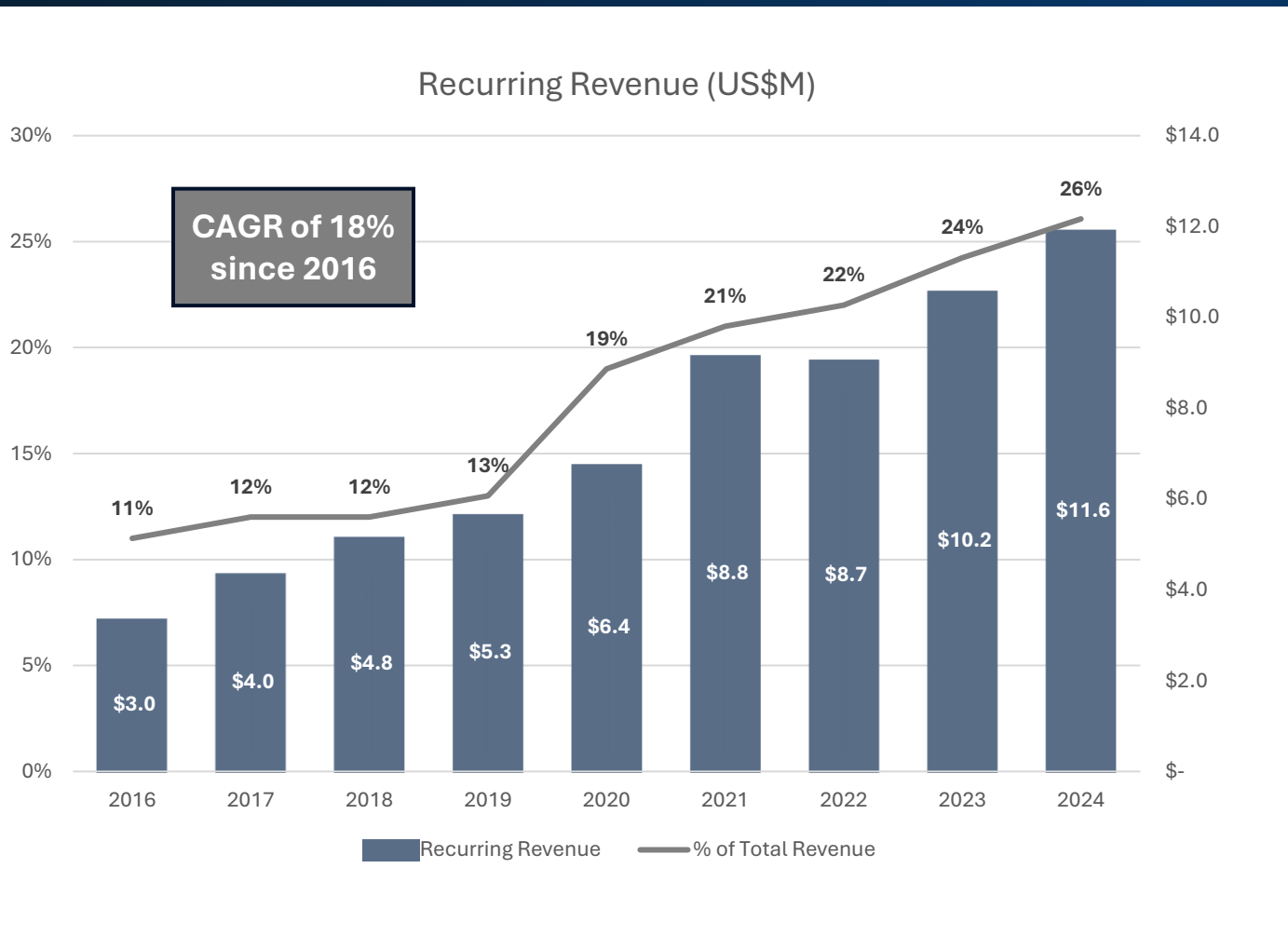
1 – 5 years

6 – 10 years

10 – 15+ years

Increasing Annual Recurring Revenue Growth

Continuing to increase the revenue contribution from Recurring Revenue each year



Highlights

Recurring Revenue is comprised of SaaS and other subscriptions, term-based software licenses, software maintenance, technical support and hosting services

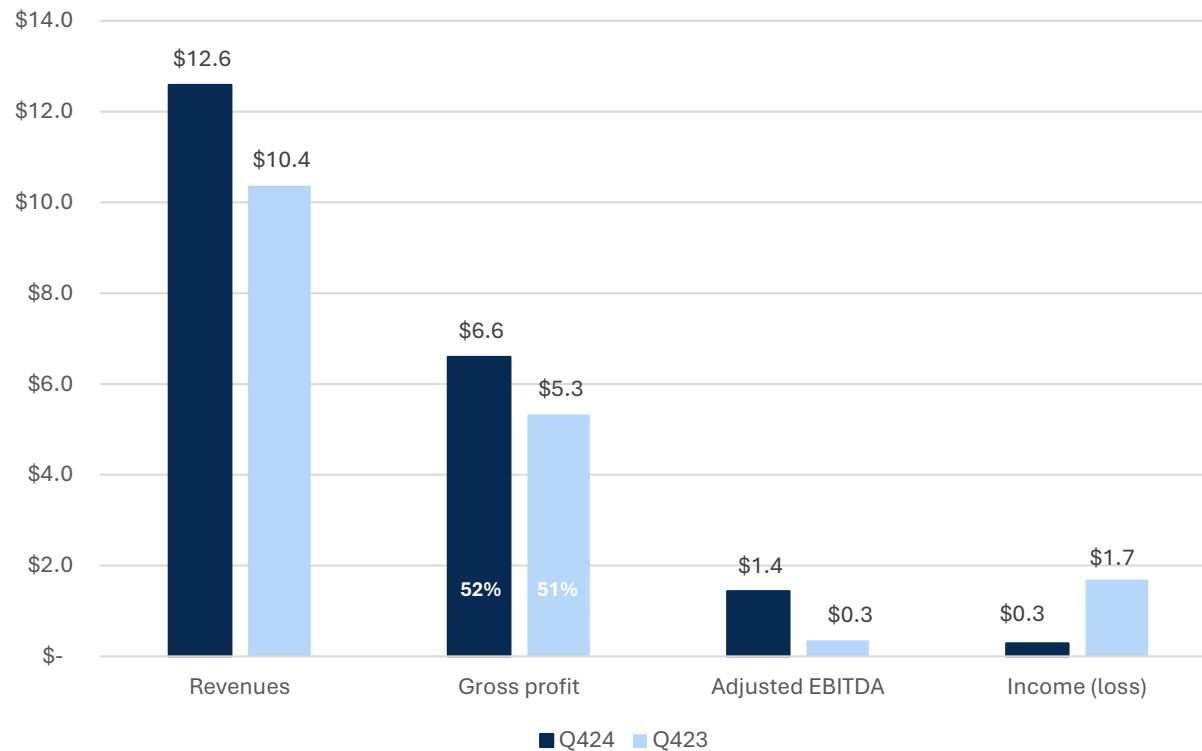
Growth stems from expanding our user community, commercializing analytics tools, maintaining annual service agreements and deploying additional connected devices

Recurring Revenue is a subset of total Software & Services revenue and represents a rolling twelve-month revenue estimate at a point of time

Q4 2024 Income Statement Summary

Ready for commercialization of the TRUSense Gateway™

Income Statement Summary - US\$M



Note: Gross Profit Margin reflected as a % of revenue.

Highlights

Revenue grew 21% over the prior year with strong contributions from the Software segment which led to 24% growth in gross profits

Operating expenses included approx. \$800k of investment in the TRUSense Gateway™ during the quarter

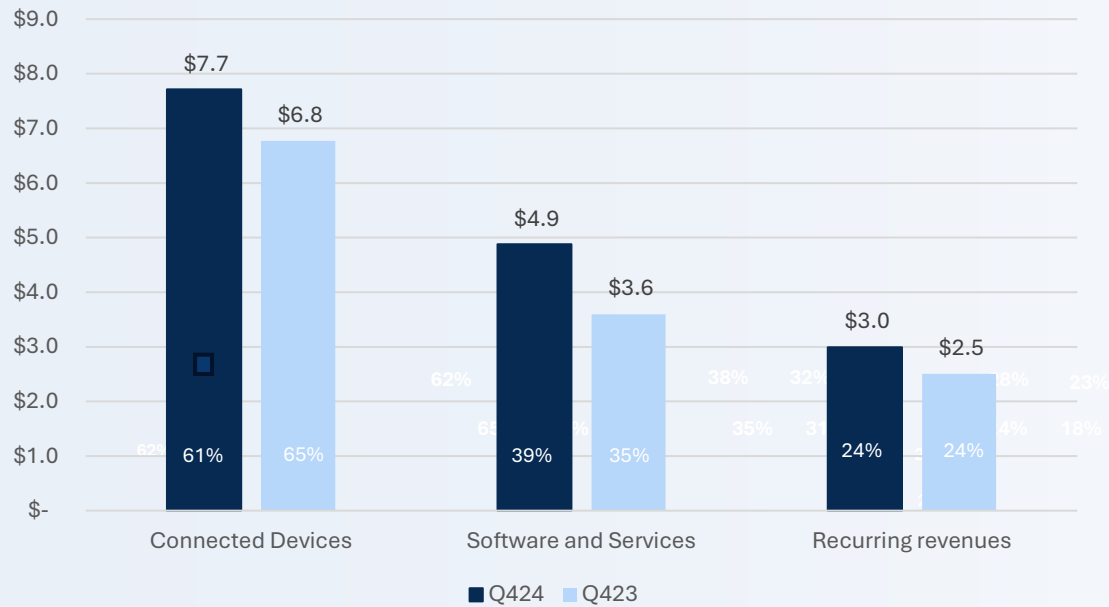
Generated positive Adjusted EBITDA for the quarter

2023 Net Income includes a \$2.3 million non-recurring recovery in contingent consideration related to the Congruitive acquisition

Q42024 Revenue Contribution & Gross Profit Margin Summary

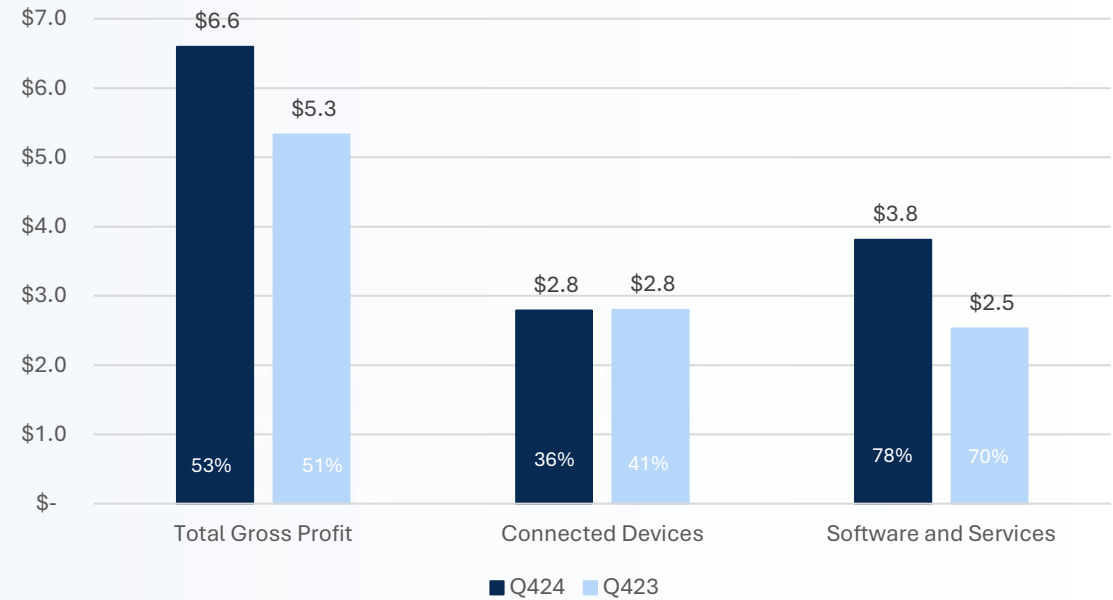
Favorable trajectory tied to product mix and prudent supply chain management

Revenue by Segment (US\$M)



Note: Reflects percentage contribution of total revenue.

Gross Profit by Segment (US\$M)

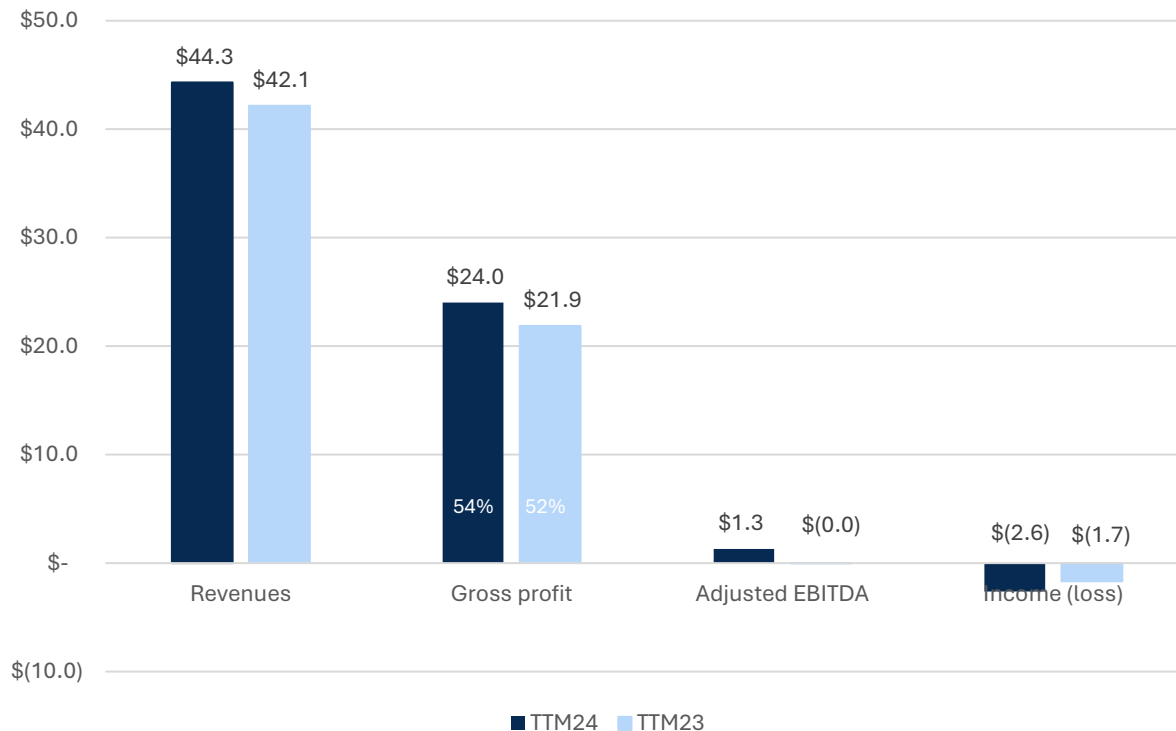


Note: Reflects Gross Profit Margin percentage.

FY24 Income Statement Summary

Growth coupled with positive Adjusted EBITDA

Income Statement Summary - US\$M



Highlights

Revenue increased as a result of adding new utility customers and continuing to expand deployments to existing accounts

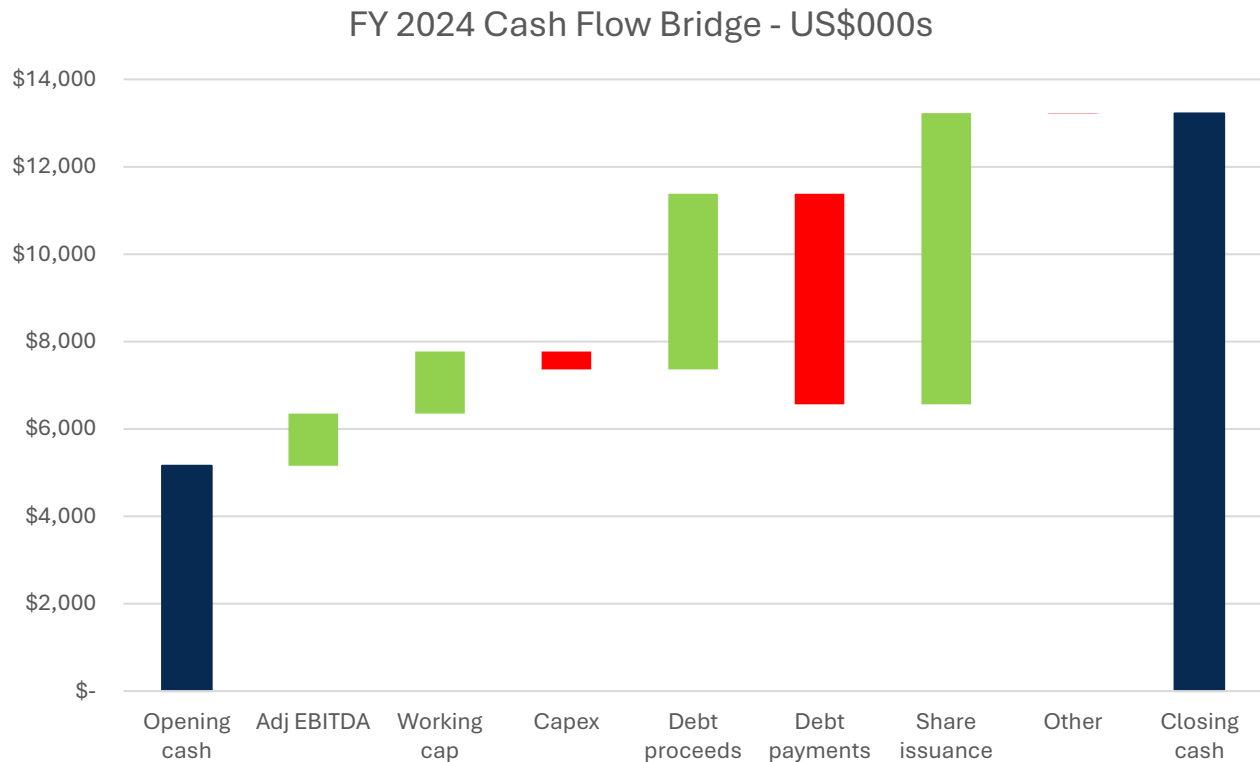
Increase in gross profit margins due to higher contributions from the Software segment and strong gross profits on Connected Devices

Invested approximately \$4.9M during 2024 on the development and commercialization of the TRUSense Gateway™

Positive Adjusted EBITDA as a result of increased revenues and margins offset by TRUSense Gateway investment (approximately \$1M of investment on external resources / certifications)

FY 2024 Cash Flow Bridge

Stable cash and liquidity to fund growth



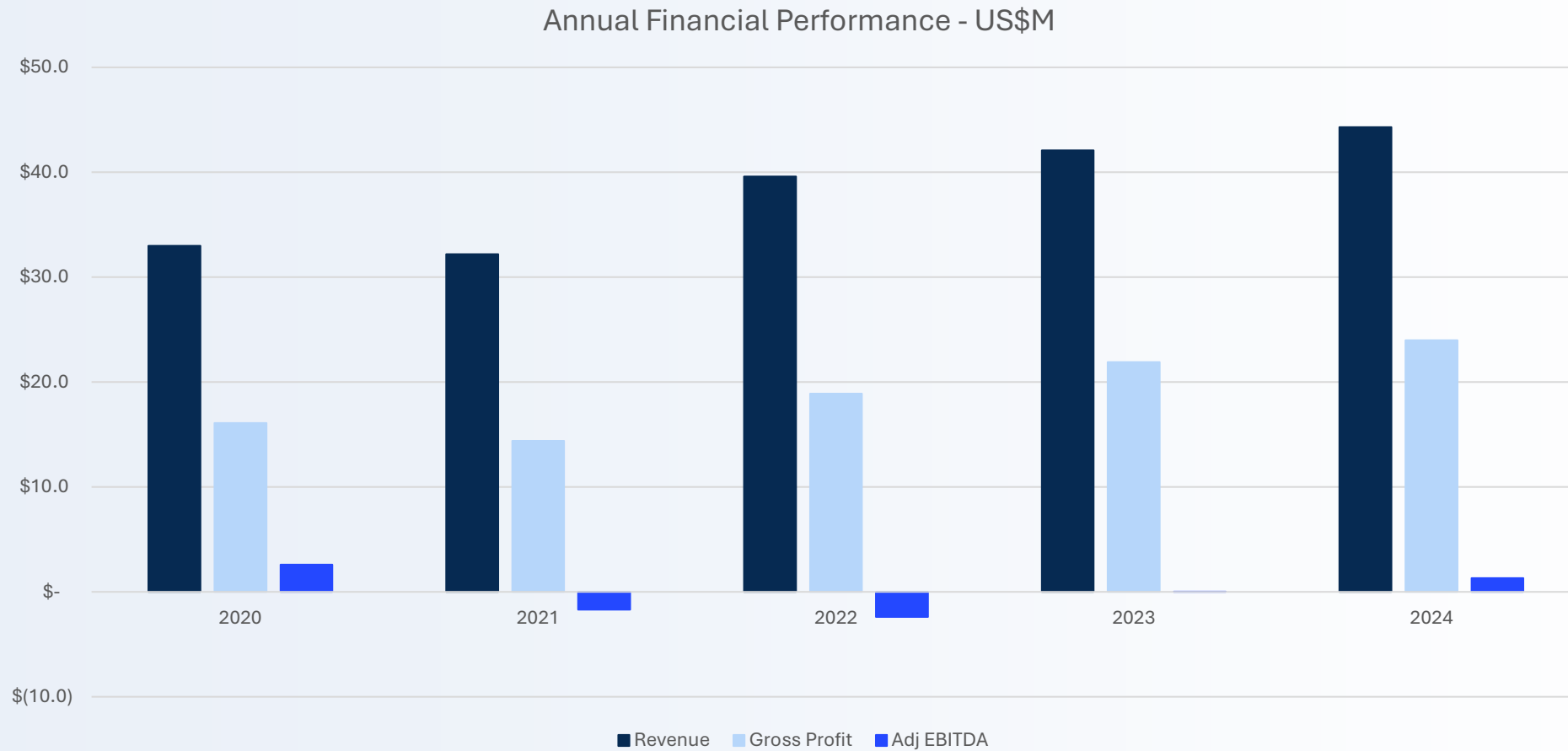
Highlights

Total liquidity to support working capital and growth of \$18.0M, consisting of a cash balance of \$13.2M and capacity of \$4.8M under the revolver LOC (as of 12/31/24)

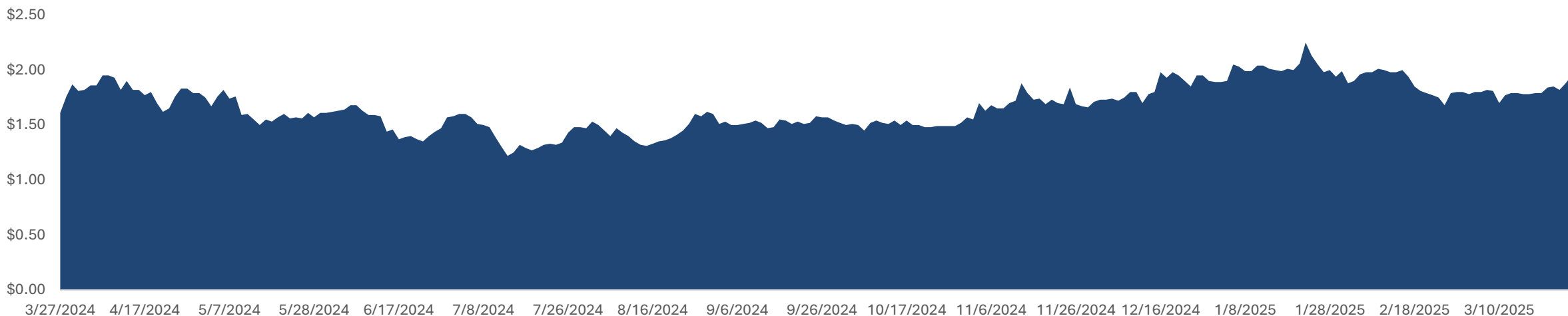
Cash balance was bolstered throughout 2024 through a financing in May 2024, positive cash flow from operations and efficient working capital management

Current cash and liquidity able to support TRUSense Gateway™ commercialization and other strategic initiatives

Building Momentum for GRID

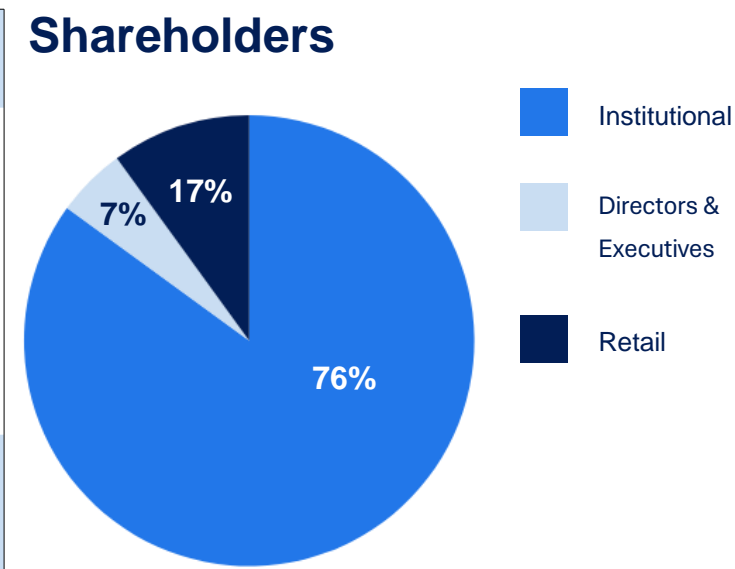


Capitalization Overview



TSX-Listed, Symbol: GRID	
Share Price (as of 03/27/25)	C\$1.93
Market Cap	C\$98M
52 Week H/L	C\$2.37/C\$1.20
Shares Outstanding	50.8M
Fully Diluted	60.7M
Cash (as of 12/31/24)	US\$13.2M

Debt (as of 12/31/24)	US\$10.7M
Analyst Coverage	Beacon Securities : Gabriel Leung
	Canaccord Genuity : Yuri Lynk
	Cormark Securities : Nick Boychuk
	Haywood Securities : Gianluca Tucci
	Paradigm Capital : Daniel Rosenberg
	Raymond James : Daniel Magder
Consensus Analyst Target Price	C\$3.25



Executive Leadership Team

Management



Peter Londa

*President & CEO
Board Member*



Azim Lalani

CFO



Christopher Allen

*COO & EVP
Solution Strategy*



Michael Grandis

*Chief Legal &
Administrative Officer*



Michael Julian

CRO



Doug Campbell

CSO



Tom Allen

*EVP, Product
Development*

Board of Directors



Laura Formusa

Chair



Dr. Francis Harvey

Board Member



Tom Liston

Board Member



John McEwen

Board Member



Greg Williams

Board Member



Dave McLennan

Board Member



Kristi Honey

Board Member

Why Invest in Tantalus?



Market Catalysts

Electrification of Everything
& Grid Modernization



Substantive Business

Differentiated Solutions With
Growing User Community



Growth Catalyst

TRUSense Gateway™
Provides a Compelling
Growth Opportunity



QUESTIONS?



tantalus.com



deborah@adcap.ca



TSX:GRID, OTCQX:TGMPF



APPENDIX



Balance Sheet & Working Capital Management

Annual Recurring Revenue

- Majority of ARR collected in late Q4 & Q1 of each year to support working capital and bolster cash position
- Historically witness low point for cash in Q3 due to timing of deferred revenue

Cash Management

- Majority of accounts receivable insured by EDC
- Managing days sales outstanding (DSO) at approximately 50 days
- Managing days payable outstanding (DPO) at approximately 90 days

Inventory Management

- Suppliers and vendors fund the products/ components working capital until shipment date
- Inventory turnover ratio target of 3.0x

Comerica Debt Facility

- Revolver in place since 2012 (renewed in February 2024)
- US\$8.5M subject to borrowing base calculation (\$4.8M of availability as of 12/31/24)
- Interest of US Prime plus 2%

EDC Term Loan

- Secured six-year term loan in June 2023, interest only for first 18 months
- US\$7.0M loan
- No dilutive securities/ warrants
- Interest of US Prime plus 5%

Elements of the Grid Modernization Initiative (GMI)

The MODERN GRID must have:

Greater **RESILIENCY** to hazards of all types

Improved **RELIABILITY** for everyday operations

Enhanced **SECURITY** from an increasing and evolving number of threats

Additional **AFFORDABILITY** to maintain our economic prosperity

Superior **FLEXIBILITY** to respond to variability and uncertain conditions

Increased **SUSTAINABILITY** through energy-efficient and renewable resources

TRUSense Gateway™ Use Case: United Illuminating (UI)

IES Program

- Established by PURA as part of the Equitable Modern Grid Initiative in Connecticut
- One of the 7 projects selected of over 100 submissions
- If pilot validates ROIs and key themes of IES Program, commercial deployment can be fast-tracked and included in the utility's rate case

Key Themes for IES Program

- Primary themes: automation, flexible winter peak, thermal storage
- Secondary themes: affordability, storage, non-wire alternatives, resiliency/reliability, DER integration, advanced infrastructure

Driver for UI

- Relying on a legacy AMI system
- AMI capabilities do not support demand-side flexibility, advanced power quality or other regulatory drivers
- Seeking to protect aging substations, transformers, circuits and feeders
- Focused on including economically-challenged customers/ equitable access when Wi-Fi not available/ affordable

Use Cases

- Primary use case ties to demand-side flexibility/ DER integration (electric water heater as thermal storage)
- Secondary use case ties to advanced power quality measurement (AVPQM) for reliability/ resiliency analytics

Opportunity

- Estimating demand-side flexibility would scale to approximately 10%+ of residential meters
- AVPQM could expand deployment to one TCG for every distribution transformer that is not covered with demand-side flexibility deployment

Stimulus Funding Delivers a Unique Growth Opportunity

GRID's solutions are eligible for stimulus funding amounting to over \$400 billion

GRID Program

\$3.9B for 2022 and 2023, in what will be \$10.5B in funding over 5 years through Grid Resilience Grants, Smart Grid Grants, Grid Innovation Program

Energy Improvements in Remote Areas

\$3.9B for 2022 and 2023, in what will be \$10.5B in funding over 5 years through Grid Resilience Grants, Smart Grid Grants, Grid Innovation Program

Reconnect Program

\$2B in loans and grants for broadband in rural areas

BEAD Program

Broadband Equity, Access, and Development (BEAD) Program. \$42.45B over 5 years to expand high-speed internet access

EV Charging Discretionary Grant Program

\$500M in 2023 awards, in what will be \$2.5B over 5 years to install alternative fuel stations and infrastructure in publicly accessible locations

State and Local Cybersecurity Grant Program

\$1B in federal funds from the Department of Homeland Security for state, local, and tribal governments

Energy Sector Operational Support for Cyber Resilience Program

\$50M from the Department of Energy for electric utilities, including municipal and cooperative utilities, to enhance resilience to cybersecurity threats

IRA Tax Incentive

The IRA provides \$369B over the next decade for both new and existing tax incentive programs for many aspects of community building including installation of energy facilities